

About Bridgewater College

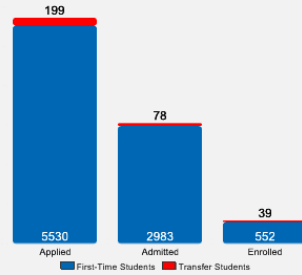
A fusion of study, activity and service comprise Bridgewater College's educational experience. This philosophy asserts that a truly educated individual possesses both academic knowledge and the skills required for lifelong learning. Bridgewater's Personal Development Portfolio program allows students to explore their full potential through scholarly activities and co-curricular pursuits that foster intellectual, emotional, physical and spiritual growth. The result - students develop leadership skills and are empowered to live productive lives with integrity.

WHAT MAKES US SPECIAL?

[Click here to find out.](#)

About Our Students

Fall 2010 Admissions

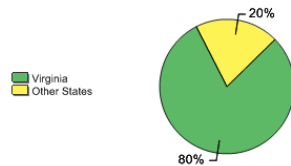


Middle 50% SAT Range For Freshman Class

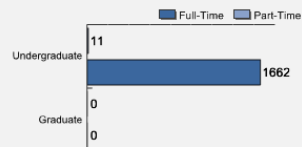
Mathematics	470-570
Critical Reading	470-580
Writing	460-560

Average High School GPA of Freshman Class: 3.50

Fall 2010 Freshman Class Geographical Profile



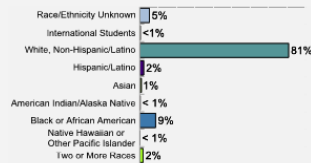
Fall 2010 Enrollment



Gender: All Undergraduates

Women	58%
Men	42%

Diversity: All Undergraduates



Freshmen Returning For Sophomore Year: 70%

About Our Graduates

Percentage of Students Who Graduate*

Within 4 Years	58%
Within 5 Years	63%
Within 6 Years	64%

* Our six-year graduation rate is commensurate with the 2009 mean graduation rate (56%) for private four-year baccalaureate institutions in Virginia.

Thinking About Life After College

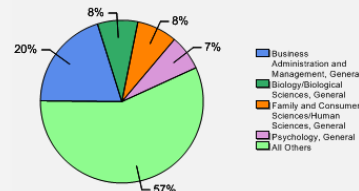


For more information click on the topics listed above.

Number of Degrees Awarded Last Year



Bachelor's Degrees Awarded Last Year

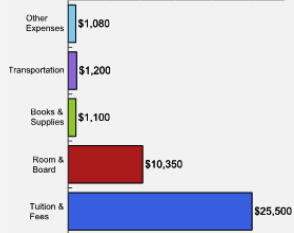


[Click here for more information on](#)

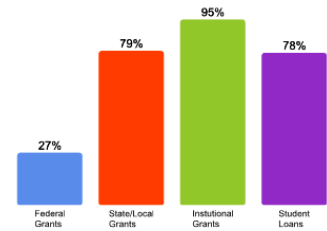


What Students Pay

Price of Attendance in 2010-11



Percent of Freshmen Receiving Aid by Type



2009-10 Average Net Tuition for Aided Undergraduates *

\$7,317

* Net tuition for each individual student may be lower or higher depending on family income and student eligibility and availability of grant aid.

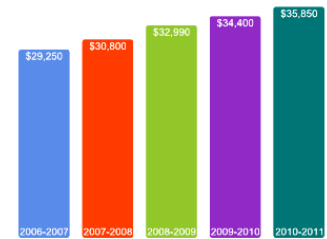
To calculate your personal net price estimate [click here](#).

For additional information from our institution [click here](#).

Average Undergraduate Loans Owed At Graduation

\$29,036

Tuition and Fees History



About Our Faculty

Faculty Information

Student Faculty Ratio	14:1
Full-time Faculty with highest degree	80%

Undergraduate Class Size

Number of Students	2-19	20-39	40-99	100+	Total
Number of Classes	181	188	8	0	377

[Click Here](#) to find out more about our faculty.

About Campus Life

What it's Like on Our Campus

Life at Bridgewater is about more than classes, books, and professors. We believe learning involves the whole person and extends beyond the four walls of a classroom. What you experience outside of class is just as important as what you experience in class. Visit <http://www.bridgewater.edu/activities>.



Student Life



For more information click on the topics listed above.

Campus Safety

[Click here](#) for Campus Safety Measures.



[Return to UCAN Homepage](#)

[Click Here to Download the PDF Version](#)

[Print All of this profile](#)

[Click Here To Leave Feedback](#)