

About Earlham College

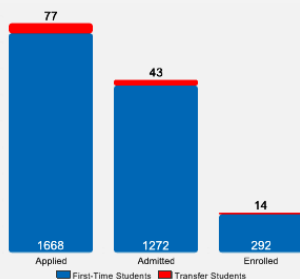
Earlham College's challenging intellectual environment attracts students with diverse motivations -- academic, political, social, athletic, ethical and vocational -- who want to make an impact on the world. Students of many races, religious backgrounds, economic levels, and ethnic traditions come to this midwestern campus for an academic and community experience rooted in Quaker values of tolerance, equality, justice, respect and collaboration. Engaging students with a changing world is at the heart of Earlham's mission.

WHAT MAKES US SPECIAL?

[Click here to find out.](#)

About Our Students

Admissions

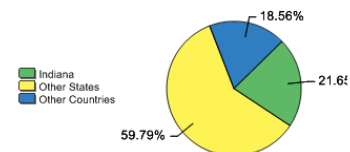


Middle 50% SAT Range For Freshman Class

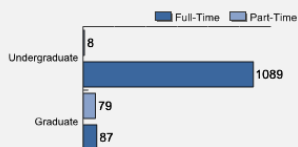
Mathematics	530-640
Critical Reading	560-690
Writing	550-660

Average High School GPA of Freshman Class: 3.53

Freshman Class Geographical Profile



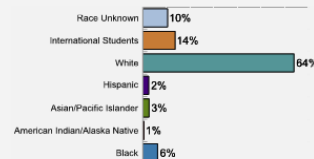
Enrollment



Gender: All Undergraduates

Women	55%
Men	45%

Diversity: All Undergraduates



Freshmen Returning For Sophomore Year: 81%

About Our Graduates

Percentage of Students Who Graduate*

Within 4 Years	58%
Within 5 Years	70%
Within 6 Years	73%

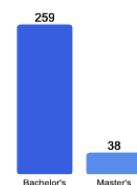
* Earlham allows flexibility in planning academic careers. Students often add off-campus study, internships and other opportunities, extending their education beyond the usual four years.

Thinking About Life After College

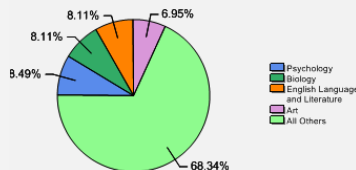


For more information click on the topics listed above.

Number of Degrees Awarded Last Year



Bachelor's Degrees Awarded Last Year



[Click here for more information on](#)



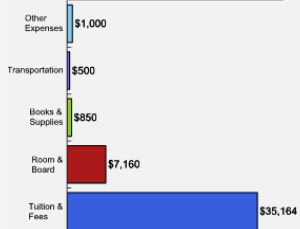
FOR MORE ABOUT OUR STUDENTS [CLICK HERE](#) »

[Click Here to Download the PDF Version](#)

What Students Pay

About Campus Life

Price of Attendance in 2009-10

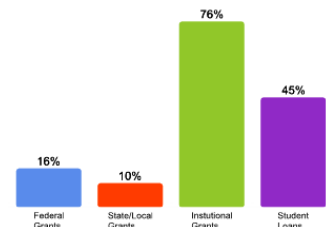


What it's Like on Our Campus

Earlham fosters a sense of personal responsibility as our students build our campus community, grounded in respect and collaboration. Students participate in community service, donating over 23,000 hours of volunteer service to the Richmond community each year. Campus residential life options include traditional residence halls, suites and small houses.



Percent of Freshmen Receiving Aid by Type



Student Life

- LECTURES & OUTSIDE LEARNING OPPORTUNITIES
- INTERCOLLEGIATE SPORTS
- STUDENT ORGANIZATIONS
- STUDY ABROAD
- INTRAMURAL & CLUB SPORTS
- SPECIALIZED HOUSING OPTIONS
- COMMUNITY SERVICES OPPORTUNITIES
- CULTURAL & ARTS OPPORTUNITIES
- RELIGIOUS & SPIRITUAL LIFE
- STUDENTS WITH DISABILITIES
- STUDENT EMPLOYMENT

For more information click on the topics listed above.

2008 Average Net Tuition for Aided Undergraduates *

\$17,544

* Net tuition for each individual student may be lower or higher depending on family income and student eligibility and availability of grant aid.

For additional information from our institution [click here](#).

Campus Safety

Earlham College provides security officer patrols 24 hours a day, seven days a week. All residence halls offer access to students and their guests. The Campus Safety and Security Office also offers a safety shuttle from 10:00 p.m. to 2:00 a.m. and an escort service.

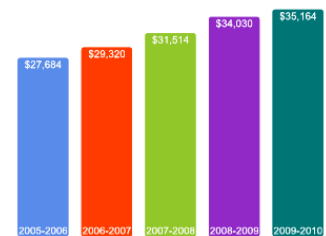
[Click here](#) for Campus Safety Measures.

[Click here](#) to see our Campus Safety Report.

Average Undergraduate Loans Owed At Graduation

\$23,270

Tuition and Fees History



- [Return to UCAN Homepage](#)
- [Print All of this profile](#)
- [Click Here To Leave Feedback](#)

About Our Faculty

Faculty Information

Student Faculty Ratio	12:1
Full-time Faculty with highest degree	98%

Undergraduate Class Size

Number of Students	2-19	20-39	40-99	100+	Total
Number of Classes	165	80	25	1	271

[Click Here](#) to find out more about our faculty.