

## About Quinnipiac University

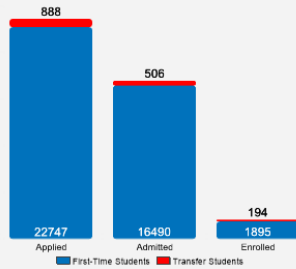
Quinnipiac University, located in Hamden, Connecticut-- midway between New York City and Boston-- provides an attractive suburban setting on 600 acres for 7400 undergraduate and 2900 graduate students. Sixty undergraduate and 25 graduate programs are offered in Business, Communications, Engineering, Liberal Arts and Sciences, Nursing, Health Sciences, Education, Law and Medicine. A wide-variety of internships, clinical experiences and study abroad opportunities prepare students for careers or graduate study. Division I athletics in 21 sports.

**WHAT MAKES US SPECIAL?**

[Click here to find out.](#)

## About Our Students

### Fall 2018 Admissions

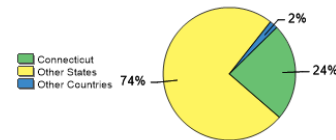


### Middle 50% SAT Range For Freshman Class\*

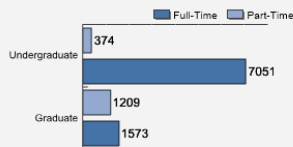
|                  |         |
|------------------|---------|
| Mathematics      | 540-630 |
| Critical Reading | 550-630 |

\* SAT or ACT required for those applying to the Schools of Health Sciences or Nursing

### Fall 2018 Freshman Class Geographical Profile



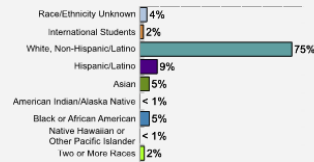
### Fall 2018 Enrollment



### Gender: All Undergraduates

|       |     |
|-------|-----|
| Women | 62% |
| Men   | 38% |

### Diversity: All Undergraduates



Freshmen Returning For Sophomore Year: 86%

## About Our Graduates

### Percentage of Students Who Graduate

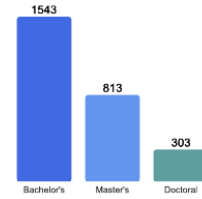
|                |     |
|----------------|-----|
| Within 4 Years | 73% |
| Within 5 Years | 77% |
| Within 6 Years | 77% |

### Thinking About Life After College

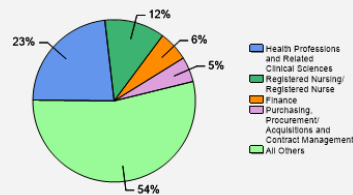


For more information click on the topics listed above.

### Number of Degrees Awarded Last Year



### Bachelor's Degrees Awarded Last Year



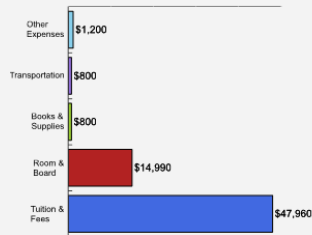
[Click here for more information on](#)



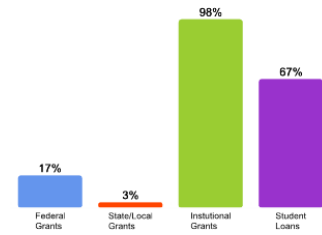
**FOR MORE ABOUT OUR STUDENTS [CLICK HERE](#) »**

## What Students Pay

### Price of Attendance in 2018-19



### Percent of Freshmen Receiving Aid by Type



### Use Our Net Price Calculator

To estimate your personal net price, [click here](#).

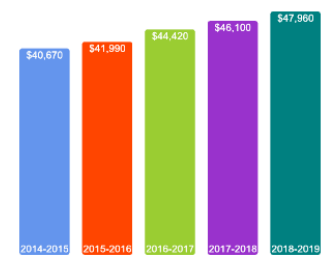
For additional information on our net price, tuition and fees, and financial aid, [click here](#).

For additional information on our affordability initiatives, [click here](#).

### Average Undergraduate Loans Owed At Graduation

\$48,544

### Tuition and Fees History



## About Our Faculty

### Faculty Information

|                                       |      |
|---------------------------------------|------|
| Student Faculty Ratio                 | 14:1 |
| Full-time Faculty with highest degree | 87%  |

### Undergraduate Class Size


| Number of Students | 2-19 | 20-39 | 40-99 | 100+ | Total |
|--------------------|------|-------|-------|------|-------|
| Number of Classes  | 702  | 784   | 84    | 0    | 1570  |

[Click Here](#) to find out more about our faculty.

## About Campus Life

### What it's Like on Our Campus

With the blending of picturesque campuses, academic buildings, state-of-the-art facilities, a residential community, Division I athletics and recreation, magnificent views and a suburban location, the Mount Carmel, York Hill and North Haven campuses bring students and faculty together for an enriching educational experience.



### Student Life



For more information click on the topics listed above.

### Campus Safety

The Quinnipiac campus is a safe and secure environment with a professionally trained Public Safety department, offering 24/7 coverage of all three campuses and residential areas. Residence halls have swipe card access and parking areas are equipped with emergency call stations. Student Health Services is also open 24/7.

[Click here](#) for Campus Safety Measures.

[Click here](#) to see our Campus Safety Report.



[Return to UCAN Homepage](#)

[Click Here to Download the PDF Version](#)

[Print All of this profile](#)

[Click Here To Leave Feedback](#)