

**About Reed College**

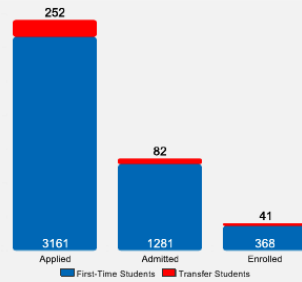
Reed is a small residential college of the liberal arts and sciences committed to serious intellectual activity--humanistic, scientific, artistic--where independent-thinking, creative students join with faculty to participate passionately in the life of the mind. The Reed community places a strong emphasis on personal integrity, social interaction, and intellectual collaboration. The Reed education balances broad study in the various areas of human knowledge with in-depth study in a recognized academic discipline.

**WHAT MAKES US SPECIAL?**

[Click here to find out.](#)

**About Our Students**

**Admissions**

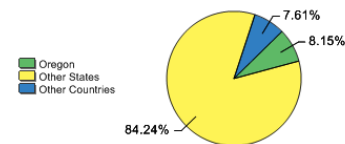


**Middle 50% SAT Range For Freshman Class**

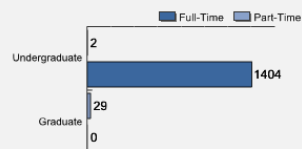
Mathematics	620-710
Critical Reading	660-760
Writing	650-740

Average High School GPA of Freshman Class: 3.8

**Freshman Class Geographical Profile**



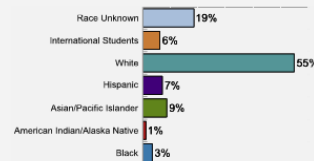
**Enrollment**



**Gender: All Undergraduates**

Women	56%
Men	44%

**Diversity: All Undergraduates**



Freshmen Returning For Sophomore Year: 88%

**About Our Graduates**

**Percentage of Students Who Graduate\***

Within 4 Years	57%
Within 5 Years	76%
Within 6 Years	78%

\* 78% of students graduated within 6 years; usually enrolled for only 8 or 9 semesters.

**Thinking About Life After College**

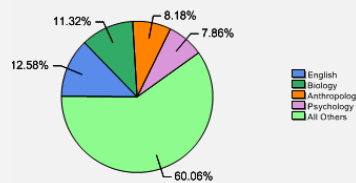


For more information click on the topics listed above.

**Number of Degrees Awarded Last Year**



**Bachelor's Degrees Awarded Last Year**



[Click here for more information on](#)



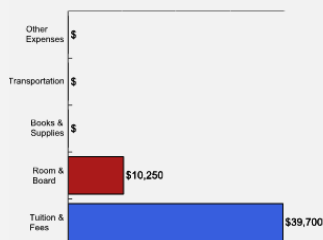
**FOR MORE ABOUT OUR STUDENTS [CLICK HERE](#) »**

[Click Here to Download the PDF Version](#)

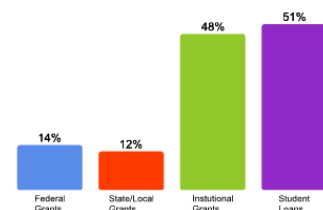
### What Students Pay

### About Campus Life

#### Price of Attendance in 2009-10



#### Percent of Freshmen Receiving Aid by Type



#### 2008 Average Net Tuition for Aided Undergraduates \*

\* Net tuition for each individual student may be lower or higher depending on family income and student eligibility and availability of grant aid.

For additional information from our institution [click here](#).

#### Average Undergraduate Loans Owed At Graduation

\$20,750

#### Tuition and Fees History

#### About Our Faculty

##### Faculty Information

Student Faculty Ratio	10:1
Full-time Faculty with highest degree	89%

##### Undergraduate Class Size

Number of Students	2-19	20-39	40-99	100+	Total
Number of Classes	180	59	7	3	251

[Click Here](#) to find out more about our faculty.

#### What it's Like on Our Campus



#### Student Life

- LECTURES & OUTSIDE LEARNING OPPORTUNITIES
- INTERCOLLEGIATE SPORTS
- STUDENT ORGANIZATIONS
- STUDY ABROAD
- INTRAMURAL & CLUB SPORTS
- SPECIALIZED HOUSING OPTIONS
- COMMUNITY SERVICES OPPORTUNITIES
- CULTURAL & ARTS OPPORTUNITIES
- RELIGIOUS & SPIRITUAL LIFE
- STUDENTS WITH DISABILITIES
- STUDENT EMPLOYMENT

For more information click on the topics listed above.

#### Campus Safety

[Click here](#) for Campus Safety Measures.

[Click here](#) to see our Campus Safety Report.



[Return to UCAN Homepage](#)

[Print All of this profile](#)

[Click Here To Leave Feedback](#)