

About Sterling College

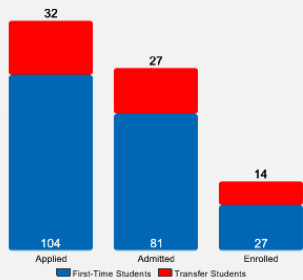
To understand Sterling College you may have to suspend some of your ideas about higher education, about how people learn, and how communities function. Here, as elsewhere, traditional academics employ books and computers, writing and thinking, and classrooms and labs. At Sterling, that amounts to half an education. The other half is experiential academics. Sterling's academic program—conducted indoors and outdoors, on campus and far afield—is grounded in the study of the environment.

WHAT MAKES US SPECIAL?

[Click here to find out.](#)

About Our Students

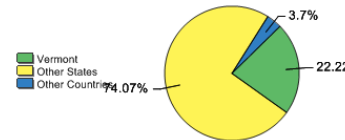
Admissions



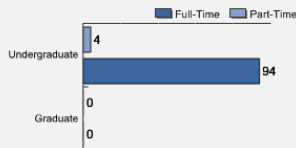
* Our admissions process is test-optional. We do not collect SAT data.

Average High School GPA of Freshman Class: 3.05

Freshman Class Geographical Profile



Enrollment



Gender: All Undergraduates

Women	43%
Men	57%

Diversity: All Undergraduates

About Our Graduates

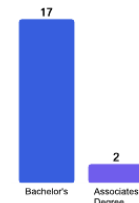
Percentage of Students Who Graduate

Thinking About Life After College

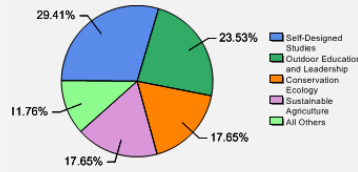


For more information click on the topics listed above.

Number of Degrees Awarded Last Year



Bachelor's Degrees Awarded Last Year*



* Self-designed studies is a student-centered option to explore an area outside of currently offered majors or integrate coursework from existing majors.

[Click here for more information on](#)



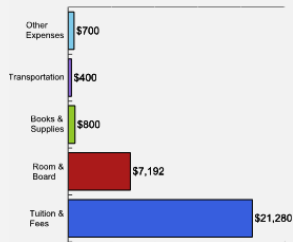
FOR MORE ABOUT OUR STUDENTS [CLICK HERE »](#)

[Click Here to Download the PDF Version](#)

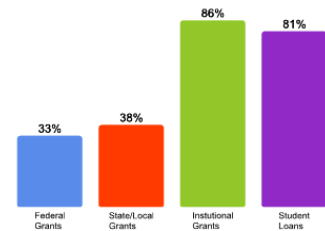
What Students Pay

About Campus Life

Price of Attendance in 2008-09



Percent of Freshmen Receiving Aid by Type



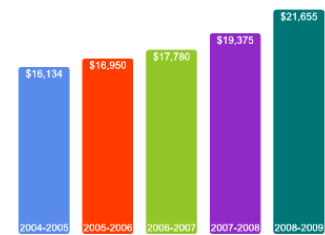
2007 Average Net Tuition for Aided Undergraduates * **\$6,815**

* Net tuition for each individual student may be lower or higher depending on family income and student eligibility and availability of grant aid.

For additional information from our institution [click here](#).

Average Undergraduate Loans Owed At Graduation **\$16,512**

Tuition and Fees History



About Our Faculty

Faculty Information

Student Faculty Ratio **6:1**

Undergraduate Class Size

Number of Students	2-19	20-39	40-99	100+	Total
Number of Classes	50	0	0	0	0

[Click Here](#) to find out more about our faculty.

What It's Like on Our Campus



Student Life

- LECTURES & OUTSIDE LEARNING OPPORTUNITIES
- INTERCOLLEGIATE SPORTS
- STUDENT ORGANIZATIONS
- STUDY ABROAD
- INTRAMURAL & CLUB SPORTS
- SPECIALIZED HOUSING OPTIONS
- COMMUNITY SERVICES OPPORTUNITIES
- CULTURAL & ARTS OPPORTUNITIES
- RELIGIOUS & SPIRITUAL LIFE
- STUDENTS WITH DISABILITIES
- STUDENT EMPLOYMENT

For more information click on the topics listed above.

Campus Safety

Sterling College
WORKING HANDS • WORKING MINDS
Craftsbury Common, Vermont

[Return to UCAN Homepage](#)

[Print All of this profile](#)

[Click Here To Leave Feedback](#)