

## About Whitworth University

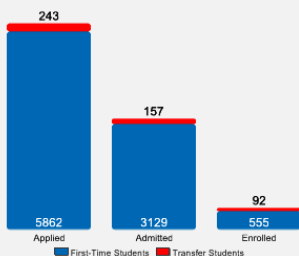
Since 1890, Whitworth has provided "an education of mind and heart" through rigorous intellectual inquiry guided by dedicated Christian scholars. While some Christian universities limit engagement with certain ideas or scholarship, Whitworth encourages tough questions and a fearless search for answers. Although many other institutions deny any role for religion in the pursuit of truth, Whitworth affirms Christian conviction and intellectual curiosity as complementary values. These commitments set Whitworth apart in the higher-education landscape.

**WHAT MAKES US SPECIAL?**

[Click here to find out.](#)

## About Our Students

### Admissions



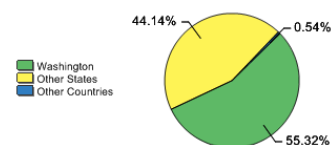
### Middle 50% SAT Range For Freshman Class\*

Mathematics	540-640
Critical Reading	540-650
Writing	530-630

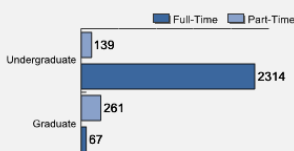
\* SAT/ACT scores considered for awarding academic scholarships but not required for admission.

Average High School GPA of Freshman Class: 3.70

### Freshman Class Geographical Profile



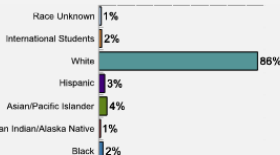
### Enrollment



### Gender: All Undergraduates

Women	55%
Men	45%

### Diversity: All Undergraduates



Freshmen Returning For Sophomore Year: 87.2%

## About Our Graduates

### Percentage of Students Who Graduate\*

Within 4 Years	59%
Within 5 Years	75%
Within 6 Years	77%

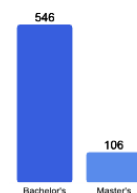
\* Whitworth is consistently ranked by U.S. News as having one of the highest graduation rates among master's-level universities in the West.

### Thinking About Life After College

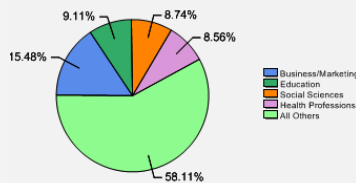


For more information click on the topics listed above.

### Number of Degrees Awarded Last Year



### Bachelor's Degrees Awarded Last Year\*



\* Whitworth offers more than 55 undergraduate and graduate degree programs in the liberal arts, sciences and professions.

[Click here for more information on](#)



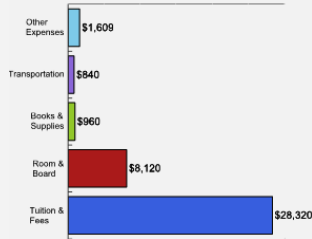
**FOR MORE ABOUT OUR STUDENTS [CLICK HERE »](#)**

[Click Here to Download the PDF Version](#)

**What Students Pay**

**About Campus Life**

Price of Attendance in 2009-10

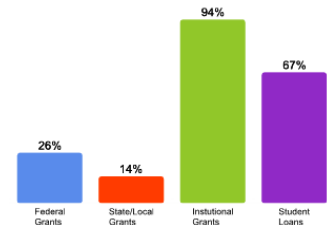


What it's Like on Our Campus

Whitworth's 200-acre campus of brick buildings and tall pines offers a beautiful and secure learning environment. More than \$83 million in campus improvements have been made recently, including a new center for the visual arts and three new residence halls. A new science facility will open in fall 2011.



Percent of Freshmen Receiving Aid by Type



Student Life

For more information click on the topics listed above.

2008 Average Net Tuition for Aided Undergraduates \*

\$12,394

\* Net tuition for each individual student may be lower or higher depending on family income and student eligibility and availability of grant aid.

For additional information from our institution [click here](#).

Campus Safety

Whitworth recognizes the safety of the campus community as our highest priority. Whitworth's Emergency Response Plan is based on the National Incident Management System used and recommended by local, state and federal emergency-response agencies, and positions the university to respond effectively to a broad range of possible emergencies.

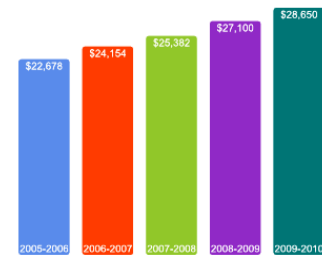
[Click here](#) for Campus Safety Measures.

[Click here](#) to see our Campus Safety Report.

Average Undergraduate Loans Owed At Graduation

\$18,801

Tuition and Fees History



[Return to UCan Homepage](#)

[Print All of this profile](#)

[Click Here To Leave Feedback](#)

About Our Faculty

Faculty Information

Student Faculty Ratio	13:1
Full-time Faculty with highest degree	74%

Undergraduate Class Size

Number of Students	2-19	20-39	40-99	100+	Total
Number of Classes	309	189	25	4	527

[Click Here](#) to find out more about our faculty.